



Guerbet Branching

Anthony J. O'Lenick, Jr.

Siltech LLC

Dacula, Ga 30019



Derivative Preparation

Critical Considerations:

- Selection of the hydrophobe
- Number of carbon atoms present in the hydrophobe
- Branching
 effects liquidity & surface-active properties

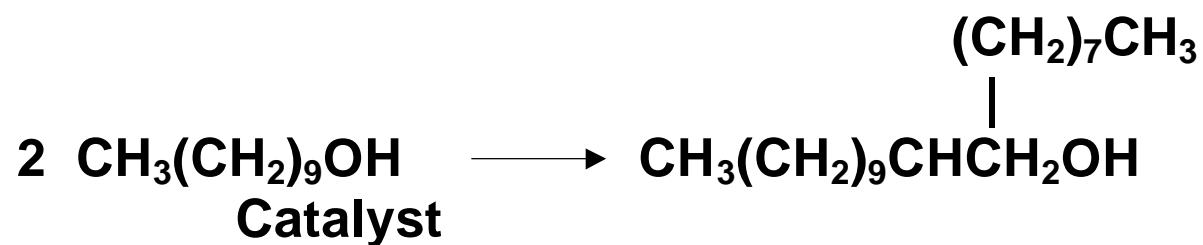
**What is the effect of branching on oil phases
- particularly esters?**



Factors Effecting Liquidity

- Unsaturation
rancidity
- Branching
purity
consistency

Branching



- Marcel Guerbet ¹ first synthesized
- Reaction sequence relates to Aldol Reaction
- Occurs at high temperatures, under catalytic conditions



Reaction Sequence⁴

1. The reaction takes place without catalyst, but it is strongly catalyzed by addition of hydrogen transfer catalysts.
2. At low temperatures 130-140 °C the rate-limiting step is the oxidation process (i.e. formation of the aldehyde).
3. At somewhat higher temperatures 160-180 °C the rate-limiting step is the Aldol Condensation.
4. At even higher temperatures other degradative reactions occur and can become dominant.



Reactive Mechanism

- The product is an alcohol with twice the molecular weight of the reactant, minus a mole of water.
- The reaction proceeds sequentially :
 - A)** oxidation of alcohol to aldehyde.
 - B)** Aldol condensation after proton extraction.
 - C)** dehydration of the Aldol product.
 - D)** hydrogenation of the allylic aldehyde.



Guerbet Alcohols

High molecular weight, therefore:

- low irritation properties.
- branched, liquid to extremely low temperatures.
- low volatility
- primary alcohols -reactive and can be used to make many derivatives.
- useful as superfatting agents to re-oil the skin and hair.
- good lubricants.

Guerbet Alcohols

Essentially saturated, therefore:

- exhibit oxidative stability at elevated temperatures
- excellent color initially and at elevated temperatures
- exhibit improved stability over unsaturated products in many formulations.

Melting Points

Various Acids

<u>Carbon Number</u>	<u>Linear</u>	<u>Guerbet</u>
12	44C	- 15C
16	63C	17C
20	75C	35C
24	84C	48C

Titer Point



Note bottom layer precipitate

Titer Point



Nebular precipitate

Titer Point



Solid

Titer Point



Translucent

Ester Titer Point

*Ester having 32 carbon atoms
16 in acid / 16 in alcohol*

<u>OH/Ac Type</u>	<u>Appearance</u>	<u>Titer Point</u>
L/L	White Solid	34C
G/L	Slushy Liquid	50C
L/G	Yellow Liquid	9C
G/G	Yellow Liquid	< 0C

Ester Titer Point

*Ester having 40 Carbon Atoms
20 in Acid / 20 in Alcohol*

<u>OH/Ac Type</u>	<u>Appearance</u>	<u>Titer Point</u>
L/L	White Solid	38C
G/L	White Solid	48C
L/G	Yellow Liquid	34C
G/G	Yellow Liquid	< 0C

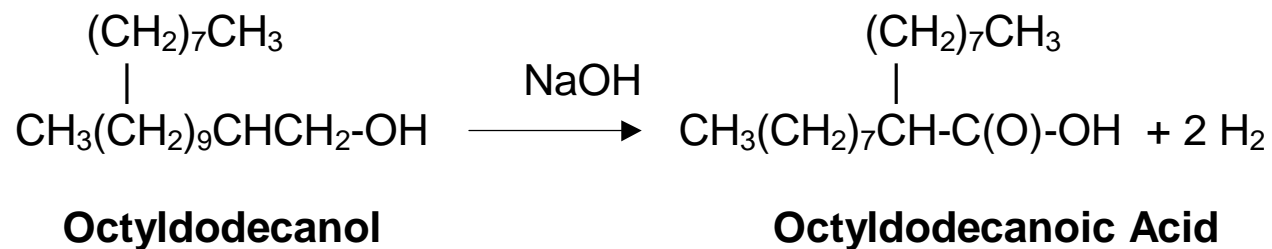
Melting Points

Various Alcohols

<u>Carbon Number</u>	<u>Linear</u>	<u>Guerbet</u>
12	24C	- 30C
16	50C	-18C
18	58C	-8C
20	62C	0C
24	69C	19C

Guerbet Acids

Alcohol oxidation can be achieved by the dehydrogenation of the alcohol with alkali metal salts, called oxidative alkali fusion, which gives excellent yields of carboxylic acids.^{6,7,8}



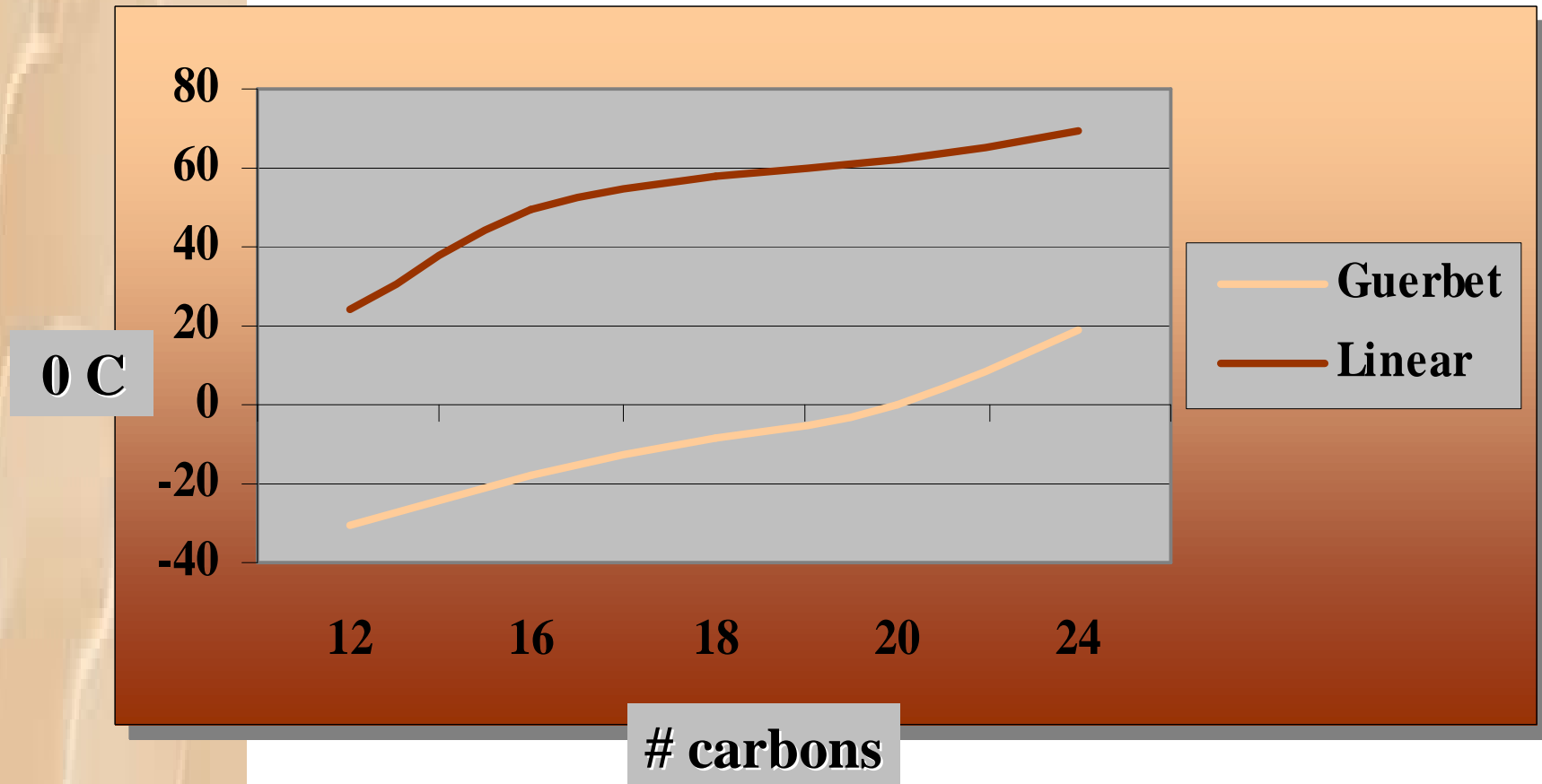
Melting Points

Various Guerbet Compounds

<u>Material</u>	<u>Guerbet Acid</u>	<u>Guerbet Alcohol</u>
Hexyldecanoic (C16)	17 C	- 8 C
Octyldodecanoic (C20)	34 C	0 C

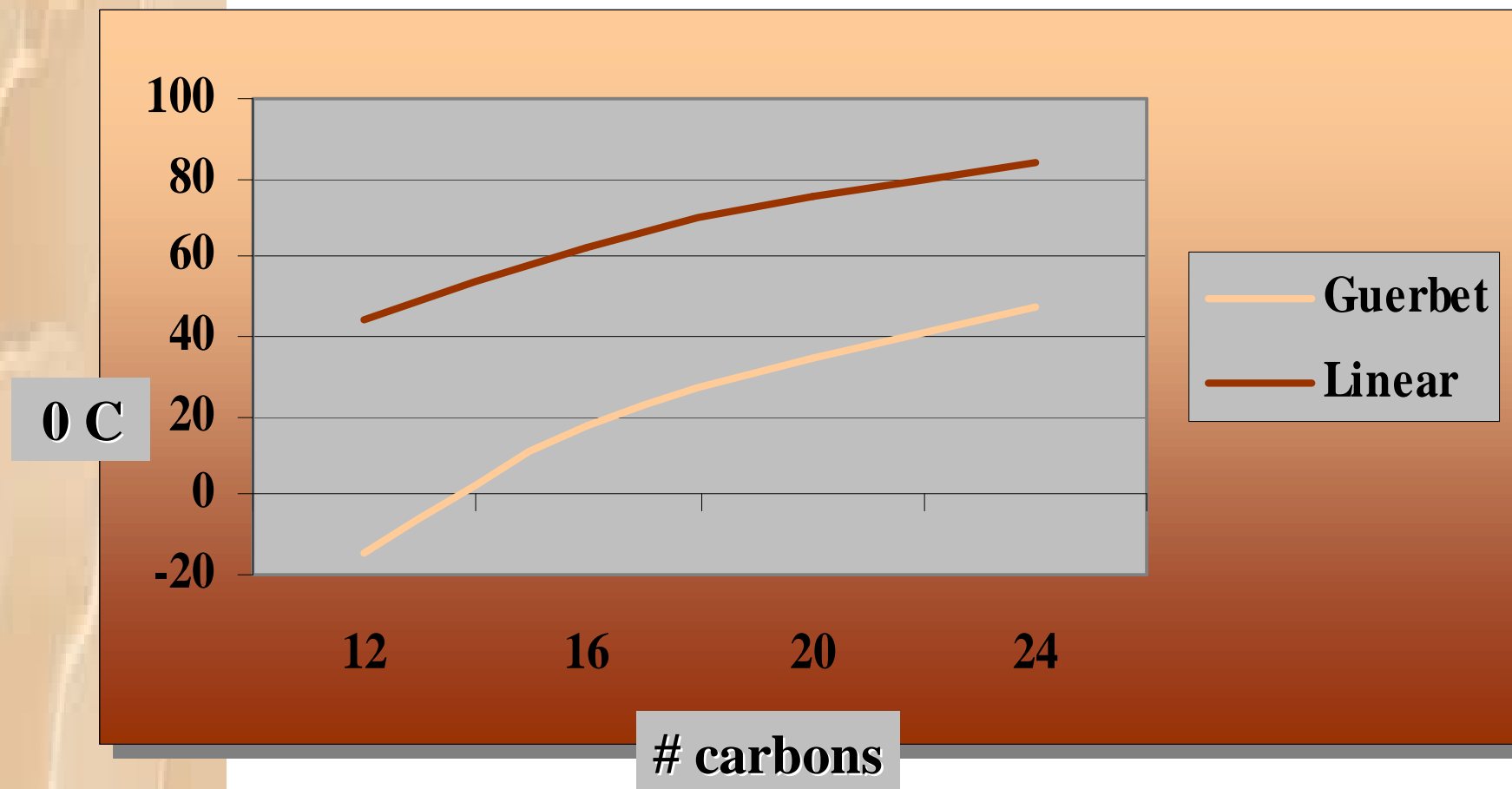
Melting Points

Guerbet vs Linear Alcohols



Melting Points

Guerbet vs Linear Acids



Class 1

Products having 32 Carbon Atoms

<u>OH/Ac Designation</u>	<u>Type</u>	<u>Appearance</u>	<u>Titer Point</u>
Cetyl Palmitate	L/L	White Solid	34 C
Hexyldecyl Palmitate	G/L	Slushy Liquid	50 C
Cetyl Hexyldecanonate	L/G	Yellow Liquid	9 C
Hexyldecyl hexyldecanonte	G/G	Yellow Liquid	< 0 C

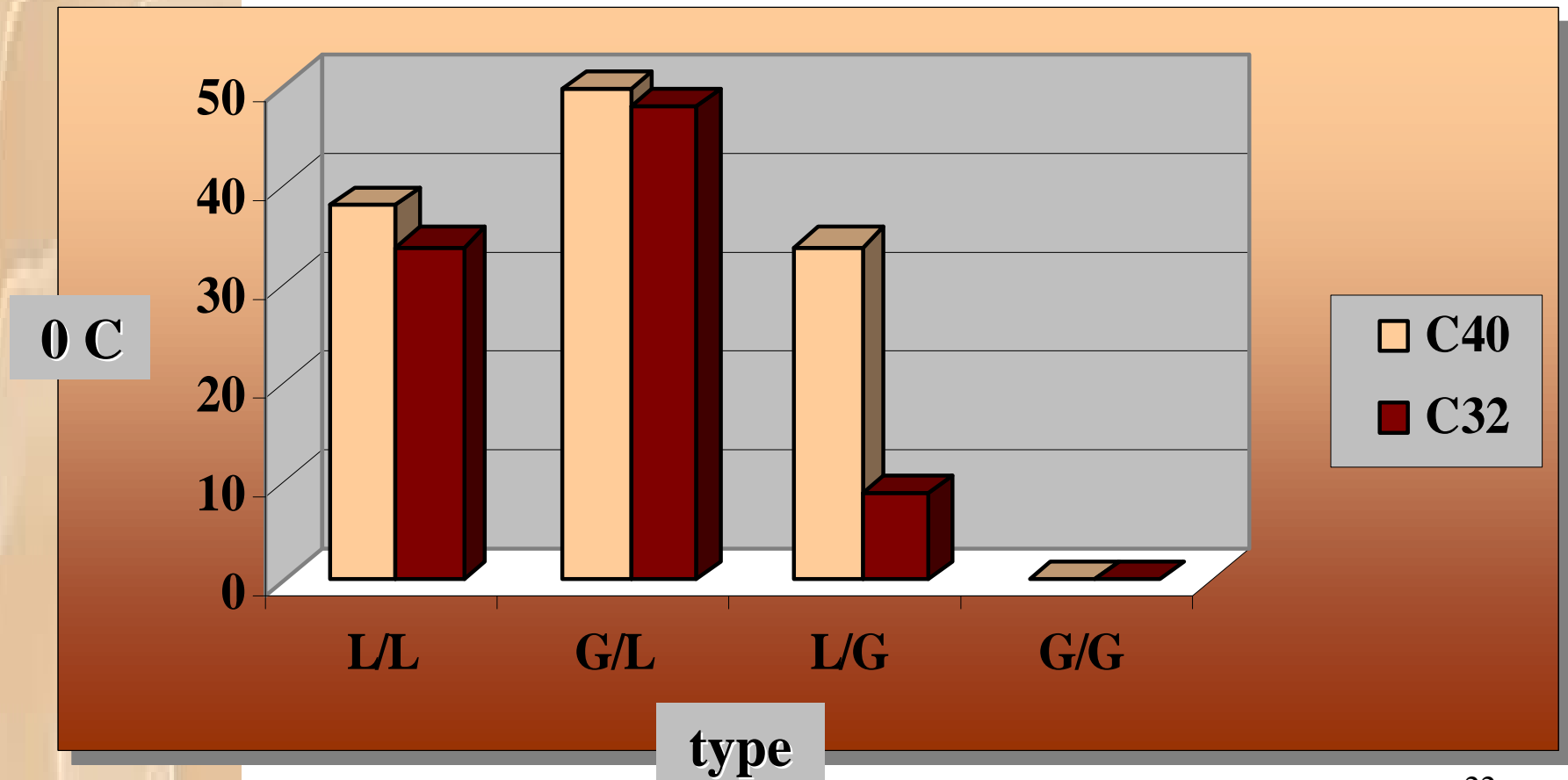
Class 2

Products having 40 Carbon Atoms

<u>OH/Ac Designation</u>	<u>Type</u>	<u>Appearance</u>	<u>Titer Point</u>
Eicosanoyl Eicosanate	L/L	White Solid	38 C
Octyldodecyl Eicosanate	G/L	White Solid	48 C
Eicosanoyl Octyldodecyonate	L/G	Yellow Liquid	34 C
Octyldodecyl Octyldodecyonate	G/G	Yellow Liquid	< 0 C

Ester Titer Points

Compared by alcohol/acid type and number of carbon atoms



Ester Solvent Properties

<u>OH/AC</u>	<u>Designation</u>	<u>Solvent Properties</u>
Cetyl Palmitate	(L/L),C ₃₂	1
Hexyldecyl Palmitate	(G/L),C ₃₂	6
Cetyl Hexyldecanonate	(L/G),C ₃₂	7
Hexyldecyl hexyldecanonte	(G/G),C ₃₂	10
Eicosanoyl Eicosanate	(L/L),C ₄₀	2
Octyldodecyl Eicosanate	(G/L),C ₄₀	6
Eicosanoyl Octyldodecyonate	(L/G),C ₄₀	7
Octyldodecyl Octyldodecyonate	(G/G),C ₄₀	9
Control	no ester	0

Class 1

(products having 32 carbon atoms)

<u>OH/AC Designation</u>	<u>Type</u>	<u>A</u>	<u>B</u>	<u>C</u>	<u>D</u>	<u>E</u>
Cetyl Palmitate	(L/L)	I	S	S	I	S
Hexyldecyl Palmitate	(G/L)	I	S	S	I	S
Cetyl Hexyldecanonate	(L/G)	I	S	S	I	S
Hexyldecyl hexyldecanonte	(G/G)	I	S	S	I	S

Legend **s = soluble** **i = insoluble**

Solvent Designations: A is water

B is isopropanol

C is cyclomethicone

D is dimethicone

E is mineral oil

Class 2

(products having 40 carbon atoms)

OH/AC Designation	Type	A	B	C	D	E
Eicosanoyl Eicosanate	(L/L)	I	S	S	I	S
Octyldodecyl Eicosanate	(G/L)	I	S	S	I	S
Eicosanoyl Octyldodecyonate	(L/G)	I	S	S	I	S
Octyldodecyl Octyldodecyonate	(G/G)	I	S	S	I	S

Legend **s = soluble** **i = insoluble**

Solvent Designations: **A** is water
B is isopropanol
C is cyclomethicone
D is dimethicone
E is mineral oil

Titer Point

- The highest titer point ester was the one based upon both linear alcohol and linear acid.
- The incorporation of a Guerbet branch in the alcohol portion of the molecule increased the titer point, resulting in an ester that is slushy below its titer point, it was however pourable. The use of a Guerbet acid and a linear alcohol resulted in a product that had a much lower titer point.
- The ester with the lowest titer point was made with both a Guerbet alcohol and Guerbet acid.

Dry Times

32 carbon atoms esters

OH/AC

Designation	Type	Dry Time	Comments
Cetyl Palmitate	(L/L)	N/A	Solid
Hexyldecyl Palmitate	(G/L)	48 sec.	Slushy
Cetyl Hexyldecanonate	(L/G)	15 sec.	Liquid
Hexyldecyl hexyldecanonte	(G/G)	11 sec.	Liquid

Dry Times

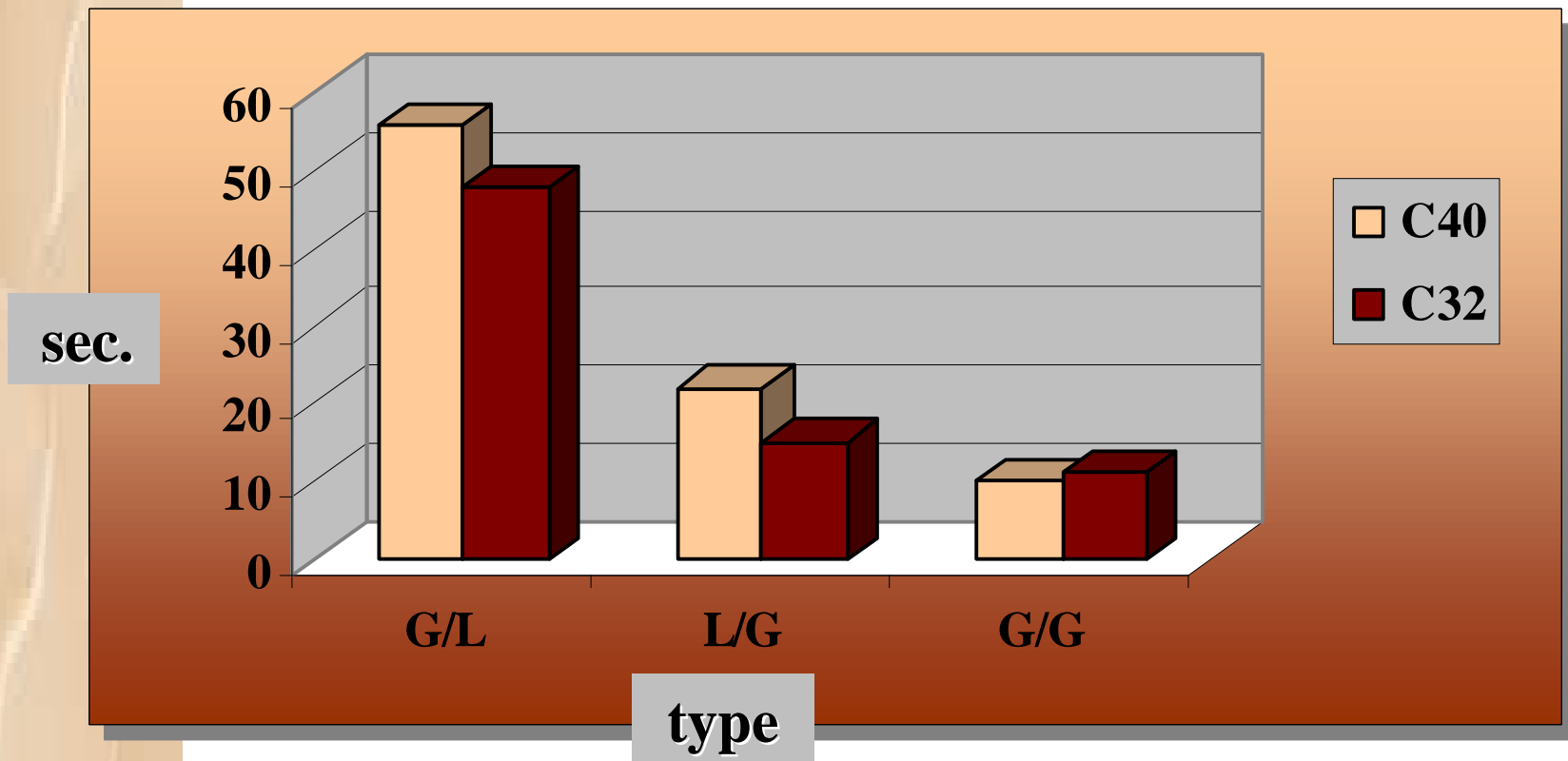
40 Carbon atom esters

OH/AC

<u>Designation</u>	<u>Type</u>	<u>Dry Time</u>	<u>Comments</u>
Eicosanoyl Eicosanate	(L/L)	N/A	Solid
Octyldodecyl Eicosanate	(G/L)	56 sec.	Slushy
Eicosanoyl Octyldodecyonate	(L/G)	22 sec.	Slushy
Octyldodecyl Octyldodecyonate	(G/G)	10 sec.	Liquid

Drying Time

Comparison on skin for esters with one or two Guerbet components and 32 and 40 carbons



Physical Form

- The hardest, most crystalline ester in each class was the one based upon both linear alcohol and linear acid. The incorporation of a Guerbet branch in the alcohol portion of the molecule, while increasing the titer point, makes the ester slushy below its titer point. The use of a Guerbet acid and a linear alcohol resulted in a product which had a much lower titer point, but was slushy below its titer point.
- Only the ester made with both a Guerbet alcohol and Guerbet acid remained liquid and clear below 0°C.